

# KONA & KONA Hybrid





KONA 1.6T Limited N Line AWD, and KONA 2.0 Elite with 19" wheels shown

## Upscaled and more dynamic

KONA's futuristic design, sleek aerodynamic profile, and sporty details convey a vibrant energy, accentuated by a dynamic connecting line. With KONA, the varied values we pursue are brought to life, heralding a future brimming with new challenges and experiences.

# Active.

ACTIVE KEY SPECIFICATIONS
<b>ENGINE AND TRANSMISSION</b>
2.0L MPi (Petrol) 2WD - IVT
1.6L GDi (Petrol) Hybrid 2WD - 6DCT
<b>SAFETY</b>
7 Airbags
Front & rear park assist system
Rear view camera
Hyundai SmartSense(TM) safety technology including:
Blind-spot Collision Avoidance assist (BCA)
Rear Cross-traffic Collision Avoidance assist (RCCA)
Forward Collision-Avoidance assist (FCA) - car, pedestrian & cyclist
Lane Keeping Assist (LKA)
Lane Following Assist (LFA)
High Beam Assist (HBA)
Driver Status Monitor (DSM)
Smart Cruise Control (SCC) with stop & go
Rear Occupant Alert
Electronic Stability Control (ESC)
Brake Assist System (BAS)
Automatic dusk sensing headlights
Tyre Pressure Monitoring System (TPMS)
Electro Chromatic rear-view Mirror (ECM)
Rain sensing wiper system
<b>INTERIOR AND TECHNOLOGY</b>
Cloth interior trim
Leather steering wheel *
Height adjustable passenger seat
Power windows
Wireless smart phone charging**
Rear seat 60:40 split folding function
Rear seat back pockets
12.3" touch screen audio system
Apple CarPlay & Android Auto compatibility (wireless)
4 speakers and 2 tweeters
Bluetooth voice recognition handsfree phone system
4 x USB-c inputs (2 x front & rear)
Automatic dual-zone climate control air conditioning with pollen filter
4.2" Colour TFT driver information display
Electronic Shift-By-Wire (E-SBW) column type gear selector
Paddle shifters
<b>EXTERIOR</b>
18" alloy wheels
Electrically adjustable side mirrors
Electric folding side mirrors
Heated side mirrors
MFR type LED head lights
Roof rails
LED Daytime Running Lights (DRL's)
LED tail lights
Rear spoiler with high mounted LED stop light

\*Finishes specified as leather contain a combination of genuine leather, polyurethane leather (leather substitute) and man-made materials. \*\* Compatible Smartphones only

# N Line.

N LINE KEY SPECIFICATIONS
<b>ENGINE AND TRANSMISSION</b>
2.0L MPi (Petrol) 2WD - IVT
1.6L GDi (Petrol) Hybrid 2WD - 6DCT
<b>INTERIOR AND TECHNOLOGY</b>
N Line specific leather & Alcantara interior trim* including seat stitching, steering wheel, gear shifter, air vent surrounds and black headlining
12.3" colour full TFT driver display
Alloy pedals
<b>EXTERIOR</b>
19" N Line alloy wheels (Petrol)   18" N Line alloy wheels (Hybrid)
N Line specific exterior trim front and rear bumpers, grille, side skirts, dual tailpipes and body coloured cladding
Wide projection LED head lights
Apple CarPlay & Android Auto compatibility (wireless)



N Line specific leather & Alcantara interior trim\*



Wireless smart phone charging\*\*

# Elite.

ELITE KEY SPECIFICATIONS
<b>ENGINE AND TRANSMISSION</b>
2.0L MPi (Petrol) 2WD - IVT
1.6L GDi (Petrol) Hybrid 2WD - 6DCT
<b>INTERIOR AND TECHNOLOGY</b>
Full leather interior trim *
Driver seat 8-way electric sliding, reclining, height and lumbar adjustable
Passenger seat 6-way electric sliding, reclining, and height adjustable
Heated front seats
Interior ambient LED mood lighting
Satellite navigation
BOSE 8 speaker premium audio system including subwoofer
12.3" colour full TFT driver display
Apple CarPlay & Android Auto compatibility (wired)
<b>EXTERIOR</b>
18" alloy wheels
Privacy & solar glass
Wide projection LED head lights
Metallic grey exterior cladding



BOSE 8 speaker premium audio system including subwoofer

# Limited N Line.

LIMITED N LINE KEY SPECIFICATIONS
<b>ENGINE AND TRANSMISSION</b>
1.6L T-GDi (Petrol) AWD - A8
1.6L GDi (Petrol) Hybrid 2WD - 6DCT
<b>SAFETY</b>
Blind-spot View Monitor (BVM)
Reversing Collision Avoidance assist (RCA)
Surround View Monitor (SVM)
Remote Smart Parking Assist (RSPA)
<b>INTERIOR AND TECHNOLOGY</b>
N Line specific leather & Alcantara interior trim* including seat stitching, steering wheel, gear shifter, air vent surrounds and black headlining
Driver seat 10-way electric sliding, reclining, height and lumbar adjustable
Passenger seat 8-way electric sliding, reclining, and height adjustable
Driver & Passenger - Relaxation comfort seat function (zero gravity position)
Driver Integrated Memory System (IMS)
Heated & ventilated front seats
Heated rear seats (outboard)
Heated steering wheel
12.3" colour full TFT driver display
Apple CarPlay & Android Auto compatibility (wired)
<b>EXTERIOR</b>
19" N Line alloy wheels (Petrol)   18" N Line alloy wheels (Hybrid)
N Line specific exterior trim front and rear bumpers, grille, side skirts, dual tailpipes and body coloured cladding
Smart power operated tailgate



18" alloy wheel



18" / 19" N Line alloy wheel

# Exterior

The clean nose of KONA emphasises its pure volume and boosts aerodynamic performance, with the dynamic character line adding contrast to its parametric surface.



KONA 1.6T Limited N Line AWD shown



Front seamless horizon lamp, front bumper



Full LED headlamps (projection type shown)



Available two-tone roof, sharp connecting chrome line



Spoiler integrated HMSL, rear seamless horizon lamp LED brake lamps, LED turn signal lamps

# Roomier and Versatile Space

Experience a comfortable and relaxing atmosphere in the spacious interior of KONA, enhanced by seamlessly integrated high-tech elements into its slim and wide horizontal layout.



KONA Elite Interior shown

# Interior

KONA's interior is practical and spacious, with a focus on the comfort of rear passengers and ample luggage space to cater to different lifestyles.



2nd row space



60:40 folding 2nd row seat backs



2nd-row seatback 2-step latch



Open console storage (rotational cup holders)



KONA 2.0 Elite with 19" wheels shown

# Convenience


The panoramic display - 12.3-inch integrated dual screen display and cutting-edge driver assistance technology offer high-tech convenience and increase user satisfaction in daily use.



Panoramic display - 12.3-inch integrated dual screen display



Column-Type Electronic Shift by Wire (E-SBW)



\* Available only on Limited N Line models.

1st-row relaxation comfort seat



\* Available only on Limited N Line models.

Smart power tailgate - Hands-free smart liftgate with auto-open and adjustable height setting



# Performance

Experience a smooth and stable driving performance with KONA, ensuring a comfortable ride.

## Smartstream Gasoline 2.0 Atkinson Engine

110 Maximum Power kW/6,000 rpm  
180 Maximum Torque Nm/1,600-4,500 rpm

## Smartstream Gasoline 1.6 T-GDi Engine

146 Maximum Power kW/6,200 rpm  
265 Maximum Torque Nm/4,300 rpm



### 3rd generation platform

The 3rd generation platform offers enhanced crash safety and performance of the suspension, and maximised space efficiency.

### HTRAC

KONA's electronic AWD provides optimal driving performance through actively distributing driving force to the front and rear wheels according to various driving situations.



### Drive mode / Terrain mode

Choose from a range of drive modes based on your preferences or road conditions. The engine and braking are optimised for peak driving performance depending on the selected mode and road conditions.



### Enhanced road noise reduction

Floor-carpet-under-pads reduces the inflow of external noise, and the rear wheel member bushing minimises inflow of road vibration.

# Safety

KONA's advanced technologies simplify daily driving and parking, offering safer and smarter solutions.



### Blind-Spot View Monitor (BVM)

Blind-Spot View Monitor (BVM) displays the rear-side image of the corresponding direction when the turn signal switch is operated.



### Surround View Monitor (SVM)

Surround View Monitor (SVM) displays images of the situation around the vehicle in various views for safe parking.

\* BVM and SVM available only on Limited N Line models.

# Hybrid

The e-Motion Drive system improves driving performance in Hybrid mode, delivering a smooth ride with reduced vibration and improved stability.

## Smartstream Gasoline 1.6 GDi Hybrid Engine

**77** Maximum Power  
kW/5,700 rpm

**147** Maximum Torque  
Nm/4,000 rpm

## Electric motor

**32** Maximum Power  
kW/1,798 – 2,500 rpm

**170** Maximum Torque  
Nm/1,798 rpm



### Multi-link rear suspension

The suspension delivers a comfortable ride during daily driving and provides stability during sporty, high-speed driving and cornering through improved traction, shock dispersion, and minimised vibration.



### Hybrid exclusive features

Hybrid exclusive features including vehicle driving and fuel economy information, energy flow charts, and the ECO driving mode offer a pleasant and smart experience.



### Active air flaps

The upper and lower active air flaps of the radiator grille reduce unnecessary air inflow to minimise air resistance and improve fuel economy.



### e-Motion Drive


KONA Hybrid's e-Motion Drive uses the drive motor to effectively control braking, shifting, and torque during sharp cornering to deliver uninterrupted acceleration and cornering stability.

# N Line

The N Line exudes boldness and dynamism, featuring a high-performance exterior design inspired by the renowned high-performance N.



N Line-exclusive front bumper & bumper skirt



N Line-exclusive wing-type rear spoiler



N Line-exclusive single twin-tip muffler



N Line-exclusive 18 or 19-inch alloy wheels / Body-colored cladding



N Line-exclusive leather\* / Alcantara combination seats

\*Finishes specified as leather contain a combination of genuine leather, polyurethane leather (leather substitute) and man-made materials.

# Hyundai SmartSense



## Forward Collision-Avoidance Assist 1.5 (FCA 1.5)

Forward Collision-Avoidance Assist 1.5 (FCA 1.5) monitors your surroundings and warns you if there is a risk of collision. After the warning, if the risk of collision increases with the target (e.g. a leading vehicle which suddenly slows down, a vehicle, a pedestrian or a cyclist in the front), it automatically assists with emergency braking. If the risk of collision with an oncoming vehicle increases while turning left at an intersection or if the risk of collision with an oncoming vehicle increases while driving in the lane, it automatically assists with emergency braking.



## Lane Keeping Assist (LKA)

Lane Keeping Assist (LKA) provides a warning if the driver leaves the current lane without using a turn signal while driving above a certain speed limit. And it automatically assists in steering the vehicle to prevent a lane departure before leaving the current driving lane.



## Smart Cruise Control (SCC)

Smart Cruise Control (SCC) helps maintain distance from the front vehicle and drive at a speed set by the driver. Automatically stops when the front vehicle stops and automatically starts when the front vehicle departs within a short time.

## Lane Following Assist (LFA)

Lane Following Assist (LFA) helps center the vehicle in the lane.



## Blind-Spot Collision-Avoidance Assist (BCA)

Blind-Spot Collision-Avoidance Assist (BCA) warns you if there is a risk of collision with a rear side vehicle in the blind-spot while changing lanes. When forward exiting a parallel-parking spot, if there is a risk of collision with a vehicle approaching from behind, it automatically assists with emergency braking.



## Forward / Side / Reverse Parking Distance Warning (PDW)

Forward / Side / Reverse Parking Distance Warning (PDW) warns against collisions with objects around the vehicle at low speeds.



\* Available only on Limited N Line models.

## Remote Smart Parking Assist (RSPA)

Remote Smart Parking Assist (RSPA) helps remotely park or exit a parking spot. It automatically assists with steering, accelerating, decelerating, and shifting using the vehicle's sensors. It automatically assists with braking when an object is detected in the vehicle's path. The driver can perform "Remote Operation" using the smart key when the driver is outside the vehicle.

# Features



18" Alloy wheels

18" / 19" N Line Alloy wheels



LED Headlamps (MFR)



Safety power window



Outside mirror (Heated / Folding / Turn signal indicator LED)



LED turn signal indicators (front/rear)

\* Available only on Elite & N Line models.



Automatic dual-zone climate control air conditioning with pollen filter



Heated & Ventilated front seats

Heated front seats: Elite & Limited N Line models.  
Ventilated front seats: Limited N Line models.



Optional Sunroof

\* Available only on Limited N Line models.



4.2" Colour TFT driver information display



Heated steering wheel

\* Available only on Limited N Line models.



Heated rear seats (outboard)

\* Available only on Limited N Line models.



Roof rails



Paddle shifters



Electronic Shift-By-Wire (E-SBW) column type gear selector



Powered driver seat

\* Available only on Elite & Limited N Line models.



Bose premium audio system

\* Available only on Elite & Limited N Line models.



USB-C Data/Charging ports/Wireless charging pad


# Hyundai's commitment to you

## Our promise

We understand your decision to purchase one of our vehicles is not being made lightly and we thank you for putting Hyundai on your list. We know that by the time you decide which vehicle you want to purchase, you'll have had a good look at what's on offer in the market, and carefully weighed up the pros and cons of each. We hope you make the right decision for yourself. If you do decide to choose Hyundai, that won't be the end, it'll just be the start. Our goal is to live up to the confidence you've shown in us, by giving you the best customer service experience in New Zealand.

We call this the Hyundai Ownership Experience – which is a slightly corporate way of saying “we promise to look after you”.

The Hyundai Ownership Experience will actually start before you even have the keys in your hand, as your Hyundai dealer takes you through the things you need to know to get the most out of your new vehicle.



## Personal handover

When you come in to pick up your new Hyundai, your dealer will take you through it from bumper to bumper. They'll show you where everything is and how everything works. They'll make sure you're across all those little things most people forget to ask about, like:

- » How to set up your mobile phone to work with Bluetooth
- » Where the tool kit is
- » How to connect and use your Apple CarPlay® or Android Auto®.
- » Where to find the first aid kit
- » How to register, setup and connect to Auto Link

They'll also check there's either a full tank of fuel or it's fully charged, that the vehicle is spotless inside and out, and that any accessories you specified are fitted just so.

This is also our opportunity to introduce you to the service team, who'll be looking after you in the years to come.

**“THE DEALER EXPLAINED THE TUCSON TO ME AND WAS PATIENT WHEN WE HAD QUESTIONS.”**

— GARY COCKRAM HYUNDAI CUSTOMER FROM CHRISTCHURCH

## Meet the rest of the family

There's a good reason why your dealer will introduce you to the rest of the family. They're the people entrusted to be hands-on through your Hyundai Ownership Experience – the team who'll look after you and your vehicle when you come in for scheduled servicing.

There's no charge for the first service, and it happens after the first month on the road. Then it happens every 10,000 / 15,000 km\*.

It's always good to be able to put a face to a name. And knowing them means you can call personally to discuss any concerns. Our people are experts at what they do and keen to show you how good they are. It's a pride thing and we encourage it.

## A superb warranty and Roadside Assistance

Every new Hyundai is protected by our 3 year / 100,000 km factory warranty. In a nutshell, if there's any manufacturing issues, we'll fix them. But there's more.

Hyundai Roadside Assistance is included as part of our new vehicle warranty. It means if you should have an accident, puncture a tyre or run out of fuel anywhere in New Zealand, we'll send someone to get you up and running again – 24 hours a day, 365 days a year.

Extending your warranty beyond the factory period can make your ownership experience better yet. It's certainly worth considering. Our extended warranties can later be on-sold with the vehicle, something sure to increase its eventual resale value.



## Servicing from trained Hyundai experts

Regular scheduled servicing within our network has real benefits.

Our specialist technicians use Hyundai diagnostic equipment to spot things that may be missed by the untrained eye.

We use genuine Hyundai parts, of course. These parts are built and tested to be specifically correct for your vehicle and are covered by a 1 year / 20,000 km warranty.

Your safety and the safety of your passengers are our number one priority. We can't vouch for the safety or performance of non-Hyundai parts. They only have to be slightly off or incorrectly installed and the integrity of your vehicle will be compromised.

If the cost of servicing is a concern for you, committing to a pre-paid service contract from day one will cost you less in the long run. You can sign up for these to cover your servicing needs for every service interval, which is every 10,000 / 15,000 km\* or yearly (whichever happens first). You can do this for as many years as you want, and they're available for any Hyundai, no matter how old.



\*Servicing for petrol turbo models is every 10,000 km or 12 months (whichever occurs first)

## Insurance

Our insurance offering is part of Hyundai's commitment to improving your ownership experience.

Hyundai Insurance offers several exclusive benefits not available with other motor vehicle policies. For example, if your Hyundai is still in factory warranty, was purchased from a Hyundai dealer in New Zealand and is damaged beyond repair, we'll replace it with a brand new one\*.

There's no excess if your glass is broken (up to \$2,000 cost), and we'll cover (up to \$1,500 cost) for the trailer you were towing if that's damaged\*.

You can be sure only guaranteed, genuine Hyundai parts will be used in repairs\*\*, and that only approved repairers will be working on your vehicle.

We also offer a Hyundai Insurance specific 24 hour assistance number: 0800 123 266.

\*See your Hyundai dealer for full terms and conditions.  
\*\*Applies to new vehicles for five years.

## Hyundai Fleet

If you're looking for the right vehicles for your business, Hyundai has the perfect fleet solution for you.

Whatever your business size or requirements, you can get the job done by choosing from Hyundai Fleet's diverse range of models and trucks, all of which offer the latest in technology, efficiency, safety and style. And as a Fleet customer, you have the flexibility of a range of ownership and leasing options, as well tax benefits and great value servicing.

So, from the city loving Venue to the cargo carrying Staria Load, our fleet services can provide the right vehicles to help drive your business forward. For more information visit [www.hyundai.co.nz/fleet](http://www.hyundai.co.nz/fleet)



## In the company of Kiwis

The Hyundai brand has grown rapidly into a global auto industry powerhouse. But first and foremost, Hyundai New Zealand is a New Zealand company.

Hyundai New Zealand is 100% kiwi owned and all our Hyundai dealers are 100% NZ operated. That's something we're pretty proud of.

This structure gives you the best of both worlds. The benefits of global resources and the huge investment in Research & Development that Hyundai makes, combined with our local commitment and understanding.

We're also very aware of what it means to be a New Zealand company. Our commitment to being a good Kiwi citizen starts with our treatment of customers and extends out into their communities.

We've actively supported the National Agricultural Fieldays for over a decade. We sponsor Hyundai Country Calendar, put money into NZ sailing, and are major sponsors of the Spirit of

Adventure Trust. We're also extremely proud of our New Zealand sponsorship of Kiwi rally driver, Hayden Paddon.



Our sponsorships allow us to offer customers the chance to join us as VIP guests at many of our events, including on board the Spirit of New Zealand and at Fieldays. Look out for these invites from time to time.

The Hyundai Experience will continue to grow and expand. We really want to give you the most rewarding experience you've ever had with a company.



Hyundai Country Calendar visits Doug Avery and his mates on his North Island farm for a yarn.

## The Pinnacle Programme

The Pinnacle Programme is a unique scholarship, backed by Hyundai New Zealand, which provides talented young New Zealanders between the ages of 15 and 18 with the foundations for future success. The Programme is open to young kiwis with talent in all areas of endeavours, including, but not limited to, art, sport, science and business.

[WWW.PINNACLEPROGRAMME.CO.NZ](http://WWW.PINNACLEPROGRAMME.CO.NZ)



Future New Zealand leaders as part of the Pinnacle Programme spend 21 days on New Zealand's iconic Outward Bound programme in Anakiwa, at the top of the South Island.

## Hyundai Ambassador Team

Speaking of 0800 numbers, if you dial 0800 HYUNDAI (498 632), you'll be talking directly to one of our Hyundai Ambassador Team members in New Zealand. We operate a local call centre. Our team are trained to support you with any concerns, and they'll be able to help you out with anything you need them to.

We respond to every request, no matter how big or small, as quickly as we can. That's the New Zealand way of doing things, and it's our way too.

If it's an emergency you'll be put straight through to our Roadside Assistance team, who are trained to deal with any situation and will get someone out to you as quickly as possible if that is what is required.

JOIN US ON [WWW.FACEBOOK.COM/HYUNDAINZ](http://WWW.FACEBOOK.COM/HYUNDAINZ)

# Kona Specifications

KONA	2.0 Petrol MPI 2WD			1.6T N Line AWD	1.6 GDi Hybrid 2WD			
	Active	Active N Line	Elite	Limited N Line	Active	Active N Line	Elite	Limited N Line
<b>ELECTRIC MOTOR:</b>								
Engine type	2.0 litre 16 valve twin overhead cam with CVVT (Continuously Variable Valve Timing)			1.6 litre 16 valve twin overhead cam with gasoline direct fuel injection with turbo charger	1.6 litre 16 valve twin overhead cam with CVVT (Continuously Variable Valve Timing)			
Fuel system	Multi-Point Fuel Injection (MPI)			Gasoline Direct Injection (GDI)	Gasoline Direct Injection (GDI)			
Displacement (CC)	1,999			1,598	1,580			
Maximum power (kW/rpm)	110 kW / 6,200 rpm			146 kW / 6,000rpm	77 kW / 5,700 rpm			
Maximum torque (Nm/rpm)	180 Nm / 4,300 rpm			265 Nm / 1,600-4,500 rpm	147 Nm / 4,000 rpm			
Combined power output of petrol and electric motor (kW)	-			-	104 kW			
Combined torque output of petrol and electric motor (Nm)	-			-	265 Nm			
<b>ELECTRIC MOTOR:</b>								
Electric motor type	-			-	Permanent Magnet Synchronous Motor (PMSM)			
Electric motor power	-			-	32 kW			
Electric motor torque	-			-	170 Nm			
<b>BATTERY AND CHARGING:</b>								
Battery type	-			-	Lithium Ion Polymer			
Battery capacity	-			-	1.32			
<b>TRANSMISSION:</b>								
Transmission type	Intelligent Variable Transmission (IVT)			8-speed Automatic Transmission	6-speed Dual Clutch Transmission (DCT)			
Electronic Shift-By-Wire (E-SBW) column type gear selector	•			•	•			
Paddle shifters	•			•	•			
<b>CHASSIS:</b>								
Drive system	Front Wheel Drive			HTRAC All Wheel Drive	Front Wheel Drive			
Front suspension	MacPherson strut suspension with coil springs, gas-filled shock absorbers and anti-roll stabiliser bar							
Rear suspension	Coupled torsion beam suspension with coil springs and gas-filled shock absorbers			Multi-link suspension with coil springs, gas-filled shock absorbers and anti-roll stabiliser bar				
<b>WHEELS AND BRAKING:</b>								
Wheels	18" Alloy	19" N Line Alloy	18" Alloy	19" N Line Alloy	18" Alloy			
Tyre	215 / 55 R18	235 / 45 R19	215 / 55 R18	235 / 45 R19	215 / 55 R18			
Compact spare wheel & tyre	•			•	•			
Tyre Pressure Monitoring System (TPMS)	•			•	•			
Braking system	Power assisted braking system with ventilated front disc and solid rear disc brakes with ABS, EBD and BAS							
Electric Parking Brake (EPB) with auto hold	•			•	•			
<b>STEERING:</b>								
Type	Motor Driven Power Steering (MDPS)							
Steering column	Manual tilt & telescopic adjustment							
Minimum turning radius (m) - kerb to kerb	5.3							
Energy absorbing collapsible steering column	•			•	•			

# Kona Specifications

KONA	2.0 Petrol MPI 2WD			1.6T N Line AWD	1.6 GDi Hybrid 2WD			
	Active	Active N Line	Elite	Limited N Line	Active	Active N Line	Elite	Limited N Line
<b>SAFETY FEATURES:</b>								
ABS braking with Electronic Brake-force Distribution (EBD)	•	•	•	•	•	•	•	•
Brake Assist System (BAS)	•	•	•	•	•	•	•	•
Electronic Stability Control (ESC)	•	•	•	•	•	•	•	•
Traction Control System (TCS)	•	•	•	•	•	•	•	•
Vehicle Stability Management (VSM)	•	•	•	•	•	•	•	•
Blind-spot Collision Avoidance assist (BCA)	•	•	•	•	•	•	•	•
Blind-spot View Monitor (BVM)	-	-	-	•	-	-	-	•
Rear Cross-traffic Collision Avoidance assist (RCCA)	•	•	•	•	•	•	•	•
Forward Collision-Avoidance assist (FCA) - car, pedestrian & cyclist	•	•	•	•	•	•	•	•
Reversing Collision Avoidance assist (RCA)	-	-	-	•	-	-	-	•
Lane Keeping Assist (LKA)	•	•	•	•	•	•	•	•
Lane Following Assist (LFA)	•	•	•	•	•	•	•	•
Smart Cruise Control (SCC) with stop & go	•	•	•	•	•	•	•	•
Intelligent Speed Limit Assist (ISLA)	•	•	•	•	•	•	•	•
Manual Speed Limit Assist (MSLA)	•	•	•	•	•	•	•	•
High Beam Assist (HBA)	•	•	•	•	•	•	•	•
Driver Status Monitor (DSM)	•	•	•	•	•	•	•	•
Rear Occupant Alert (ROA)	•	•	•	•	•	•	•	•
7 Airbags (dual front, side & curtain airbags plus front centre airbag)	•	•	•	•	•	•	•	•
Front seatbelt pretensioners and load limiters	•	•	•	•	•	•	•	•
3-point tether child seat anchor points	•	•	•	•	•	•	•	•
2 x ISOFIX child seat anchor points	•	•	•	•	•	•	•	•
Height adjustable seatbelts (front)	•	•	•	•	•	•	•	•
3-point lap diagonal (ELR) seatbelts	•	•	•	•	•	•	•	•
Child safety rear door locks	•	•	•	•	•	•	•	•
Electro Chromatic rear-view Mirror (ECM)	•	•	•	•	•	•	•	•
Automatic dusk sensing headlights	•	•	•	•	•	•	•	•
Rain sensing wiper system	•	•	•	•	•	•	•	•
Front park assist system	•	•	•	•	•	•	•	•
Rear park assist system	•	•	•	•	•	•	•	•
Surround View Monitor (SVM)	-	-	-	•	-	-	-	•
Reversing camera	•	•	•	•	•	•	•	•
Remote Smart Parking Assist (RSPA)	-	-	-	•	-	-	-	•
First aid kit	•	•	•	•	•	•	•	•
<b>EXTERIOR FEATURES:</b>								
N Line specific exterior trim	-	•	-	•	-	•	-	•
Power sunroof	-	-	-	Optional (\$2,000)	-	-	-	Optional (\$2,000)
Power operated tailgate	-	-	-	•	-	-	-	•



# Kona Specifications


KONA	2.0 Petrol MPI 2WD			1.6T N Line AWD	1.6 GDi Hybrid 2WD			
	Active	Active N Line	Elite	Limited N Line	Active	Active N Line	Elite	Limited N Line
<b>EXTERIOR FEATURES:</b>								
Electrically adjustable side mirrors	•	•	•	•	•	•	•	•
Electric folding side mirrors	•	•	•	•	•	•	•	•
Heated side mirrors	•	•	•	•	•	•	•	•
LED head lights	MFR type	Wide Projection	Wide Projection	Wide Projection	MFR type	Wide Projection	Wide Projection	Wide Projection
LED Daytime Running Lights (DRL's)	•	•	•	•	•	•	•	•
LED tail lights	•	•	•	•	•	•	•	•
Rear spoiler with high mounted LED stop light	•	•	•	•	•	•	•	•
Privacy & solar glass	-	-	•	•	-	-	•	•
<b>INTERIOR FEATURES:</b>								
Cloth interior trim	•	-	-	-	•	-	-	-
Full leather interior trim **	-	-	•	-	-	-	•	-
N Line specific leather ** & Alcantara interior trim*	-	•	-	•	-	•	-	•
Leather steering wheel **	•	•	•	•	•	•	•	•
Driver seat 8-way electric sliding, reclining, height and lumbar adjustable	-	-	•	-	-	-	•	-
Passenger seat 6-way electric sliding, reclining, and height adjustable	-	-	•	•	-	-	•	•
Driver seat 10-way electric sliding, reclining, height and lumbar adjustable	-	-	-	•	-	-	-	•
Driver & Passenger - Relaxation comfort seat function (zero gravity position)	-	-	-	•	-	-	-	•
Driver Integrated Memory System (IMS)	-	-	-	•	-	-	-	•
Height adjustable passenger seat	•	•	•	•	•	•	•	•
Heated front seats	-	-	•	•	-	-	•	•
Ventilated front seats	-	-	-	•	-	-	-	•
Heated rear seats (outboard)	-	-	-	•	-	-	-	•
Heated steering wheel	-	-	-	•	-	-	-	•
Power windows	•	•	•	•	•	•	•	•
Interior ambient LED mood lighting	-	-	•	•	-	-	•	•
Wireless smart phone charging***	•	•	•	•	•	•	•	•
Rear seat 60:40 split folding function	•	•	•	•	•	•	•	•
Rear seat back pockets	•	•	•	•	•	•	•	•
<b>SECURITY:</b>								
Proximity key and engine start / stop button	•	•	•	•	•	•	•	•
Keyless entry with anti-theft alarm	•	•	•	•	•	•	•	•
Engine immobiliser	•	•	•	•	•	•	•	•
Hyundai Active Locking Operation (HALO) including speed sensing auto door locking	•	•	•	•	•	•	•	•
<b>COMFORT AND CONVENIENCE:</b>								
12.3" touch screen audio system	•	•	•	•	•	•	•	•
Satellite navigation	-	-	•	•	-	-	•	•
Apple CarPlay & Android Auto compatibility	wireless	wireless	wired	wired	wireless	wireless	wired	wired
Bose 8 speaker premium audio system including subwoofer	-	-	•	•	-	-	•	•

# Kona Specifications


KONA	2.0 Petrol MPI 2WD			1.6T N Line AWD	1.6 GDi Hybrid 2WD			
	Active	Active N Line	Elite	Limited N Line	Active	Active N Line	Elite	Limited N Line
<b>COMFORT AND CONVENIENCE:</b>								
4 speakers and 2 tweeters	•	•	-	-	•	•	-	-
Bluetooth voice recognition handsfree phone system	•	•	•	•	•	•	•	•
Steering wheel mounted audio and cruise controls	•	•	•	•	•	•	•	•
4 x USB-C inputs (2 x front & rear)	•	•	•	•	•	•	•	•
Automatic dual-zone climate control air conditioning with pollen filter	•	•	•	•	•	•	•	•
Automatic Windscreen Defog	•	•	•	•	•	•	•	•
Trip computer including distance to empty, average fuel consumption and outside temperature display	•	•	•	•	•	•	•	•
4.2" Colour TFT driver information display	•	-	-	-	•	-	-	-
12.3" colour full TFT driver display	-	•	•	•	-	•	•	•
Illuminated vanity mirror in driver and front passenger sunvisors	•	•	•	•	•	•	•	•
<b>WEIGHTS AND CAPACITIES:</b>								
Fuel tank capacity (litres)	47	47	47	47	38	38	38	38
Fuel tank capacity (litres)	1,241	1,241	1,241	1,241	1,241	1,241	1,241	1,241
Boot capacity (VDA litres) - seats up	407	407	407	407	407	407	407	407
Kerb weight (kg) lightest / heaviest	1,335 / 1,455	1,335 / 1,455	1,335 / 1,455	1,450 / 1,585	1,410 / 1,525	1,410 / 1,525	1,410 / 1,525	1,410 / 1,525
Towing capacity - braked (kg)	1,300	1,300	1,300	1,300	1,300	1,300	1,300	1,300
Towing capacity - unbraked (kg)	600	600	600	600	600	600	600	600
<b>EXTERIOR DIMENSIONS:</b>								
Wheelbase (mm)	2,660	2,660	2,660	2,660	2,660	2,660	2,660	2,660
Overall length (mm)	4,350	4,385	4,350	4,385	4,350	4,385	4,350	4,385
Overall width (mm)	1,825	1,825	1,825	1,825	1,825	1,825	1,825	1,825
Overall height (mm)	1,580	1,580	1,580	1,580	1,580	1,580	1,580	1,580
Wheel track - front / rear (mm)	1,591 / 1,600	1,591 / 1,600	1,591 / 1,600	1,589 / 1,598	1,591 / 1,600	1,591 / 1,600	1,591 / 1,600	1,591 / 1,600
Overhang - front / rear (mm)	870 / 735	870 / 735	870 / 735	880 / 720	870 / 735	870 / 735	870 / 735	870 / 735
Minimum ground clearance (mm)	170	170	170	170	170	170	170	170
<b>SUSTAINABILITY:</b>								
Combined fuel economy (litres / 100km)*	7.3	7.3	7.3	8.5	4.3	4.3	4.3	4.3
CO2 Emissions (g/km)	166	166	166	194	98	98	98	98
<b>WARRANTIES:</b>								
10 year / 200,000 km anti perforation corrosion body warranty	•	•	•	•	•	•	•	•
5 year / 150,000 km mechanical warranty	•	•	•	•	•	•	•	•
8 year / 160,000 km high voltage battery warranty	-	-	-	-	•	•	•	•
• : Standard - : Not Available								

Specifications, features, equipment and colours shown in this brochure are subject to change without notice or obligation. \*Fuel consumption figures are based on WLTP3 figures and factory information. These figures are provided to assist you in comparing the fuel consumption of the KONA range with other vehicles. The actual fuel consumption will depend on many factors, including your driving habits, the prevailing conditions and your vehicle's equipment, condition and use. \*\*Finishes specified as leather contain a combination of genuine leather, polyurethane leather (leather substitute) and man-made materials. \*\*\* Compatible Smartphones only

# Interior colours




Black monotone



N Line-exclusive black monotone (with red accent)

# Exterior colours



Dual tone roof

Exterior colour & combinations	Abyss Black Pearl (A2B)	Atlas White (SAW)	Cyber Gray Metallic (C5G)	Ecotronic Gray Pearl (PE2)	Ultimate Red Metallic (R2P)
ICE / Hybrid / N-Line	●	●	●	●	●
One-tone	●	●	●	●	●
Dual tone roof Abyss Black (A2B)	-	●	●	●	●

Exterior colour & combinations	Soultronic Orange Pearl (SOP)	Neoteric Yellow (YYY)	Mirage Green (RRR)	Meta Blue Pearl (PM2)	Denim Blue Pearl (TN6)
ICE / Hybrid / N-Line	●	●	●	Not available in Hybrid	●
One-tone	●	●	●	●	●
Dual tone roof Abyss Black (A2B)	●	●	●	●	●

\* Dual tone colour roof cannot be applied when Abyss Black Pearl exterior colour is selected. Dual tone colour point application range: roof / outside mirror / spoiler.  
 \*\*Finishes specified as leather contain a combination of genuine leather, polyurethane leather (leather substitute) and man-made materials.

# Specifications

TYPE	Smartstream Petrol 2.0 Engine	Smartstream Petrol 1.6 Turbo Engine	Smartstream Petrol 1.6 Hybrid Engine
Engine type	2.0 Atkinson IVT	1.6 T-GDI 8AT (AWD)	1.6 HEV 6DCT
Displacement (cc)	1,999	1,598	1,580
Max. Power (kW / rpm)	110 / 6,200	146 / 6,000	77 / 5,700
Max. Torque (Nm / rpm)	180 / 4,300	265 / 1,600 - 4,500	147 / 4,000
Motor type	-	-	Permanent Magnet Synchronous
Max. Power (kW / rpm)	-	-	32 / 1,800 - 2,500
Max. Torque (Nm / rpm)	-	-	170 / 1,800
<b>SUSPENSION</b>			
Front	McPherson Strut Type		
Rear	CTBA Type (2WD) / Multi-Link Type (4WD)		Multi-Link Type
<b>TYRE</b>			
	215/55R18, 235/45R19		215/55R18
<b>DIMENSIONS</b>			
Head Room (mm)	Front / Rear	1,015 / 972	
Leg Room (mm)	Front / Rear	1,059 / 970	
Shoulder Room (mm)	Front / Rear	1,435 / 1,402	



Wheel base 2,660  
 Overall length (N Line) 4,350 (4,385)



Wheel tread \* 1,589      Wheel tread \* 1,598  
 Overall width 1,825      Overall width 1,825

\* Wheel tread • 17"/18" Wheel (Front/Rear) : 1,591/1,600 • 19" Wheel (Front/Rear) : 1,589/1,598

Call our Hyundai Ambassador Team on **0800 HYUNDAI (498 632)**  
or email us at [customerservice@hyundai.co.nz](mailto:customerservice@hyundai.co.nz)

 Join Hyundai NZ on Facebook [www.facebook.com/hyundainz](http://www.facebook.com/hyundainz)

 See our videos at [www.youtube.com/hyundainz](http://www.youtube.com/hyundainz)

 Follow us on Instagram @HyundaiNZ

**[www.hyundai.co.nz](http://www.hyundai.co.nz)**